

ANNAMALAI UNIVERSITY, ANNAMALAI NAGAR
(Accredited with 'A' Grade by NAAC)
Benchmark-cum Academic Audit
360 DEGREE FACULTY PERFORMANCE MEASURES – FACULTY MEMBERS
ACADEMIC YEAR – 2019 - 2020

Name of the Faculty member: Dr. S ARULKUMAR		Department/Centre: Management Wing, DDE					
Designation: Associate Professor		Date of Birth and Age: 12-03-1977, 43					
S. No.	Details	Performance Level			State X/Y/Z	Scores	
		X	Y	Z		Max	Actual
1	No. of Years of Total Collegiate/University/Relevant Service	Upto 5	6 to 10	11 or more	Z	10	10
2	Credits for Additional Qualification over minimum prescribed (any Related PG Degree (1 credit per degree)/ M.Phil.(1.5 credits)/ Ph.D(2 credits)./PDF(2)	Upto 2	2-4	5 or more	-	5	-
3	No. of Years of Overseas Experience (Academic/ Research under Exchange / Employment/ Personal Initiative) (OR) Number of Countries Visited (OR) Both	2	3-4	5 or more	-	5	-
4	No. of Courses taught in all programs during the year, Jointly/Singly during the year (for Joint work proportionate fraction)	2 to 3	4 to 5	6 or more	Z	20	20
5	Teaching / Laboratory Contact Hours per week during the year	Upto 8	9 to 12	13 or more	Z	15	15
6	Hours of Research guidance (@ 1 hour per regular M.Phil scholar, @2 hours per full-time Ph.D scholar/Project Fellow and @1 hour per part-time Ph.D scholar)	Upto 8	9 to 12	13 or more	z	10	10
7	No. of hours per week, on average, for Departmental Administrative work, if any.	Upto 2	3 to 4	5 or more	Z	5	5
8	Project Fellows / Assistants under guidance during the year	1 - 2	3	4 or more	-	5	-
9	Ph.D Scholars under guidance during the year, both Full Time and Part Time	Upto 4	5 to 6	7 or more	y	15	10
10	No. of MoU initiated / stewarded by you during the year	1	2	3 or more	-	10	-
11	Total No. of days of Student Study Tours / Village Linkage Program / Departmental Co-curricular/ Extension tasks with lead role during the year	3-5	6-8	9 or More	Z	10	10
12	No. of Competitions/ Celebrations/ other Programs organized with significant role during the year	1 or 2	3	4 or more	-	10	-
13	Points for Local (1 point), State (2 pts.)/ National (3 pts.)/ International (4 pts.) Awards received during the year. Not more than two local awards be considered.	Upto 2 points	3-4	5 or more	-	10	-
14	No. of Overseas Seminars/Conferences, participated with paper presentation/ overseas workshop attended during the year	1	2	3 or more	-	10	-
15	No. of Within India International Seminars/Conferences participated with paper presentation during the year	1 - 2	3-4	5 or more	Z	15	15
16	No. of papers presented in National/ Regional Seminars/ Workshops/ Conferences in the year	1-3	4 to 6	7 or more	-	15	-
17	No. of International/National Seminars/ Workshops/ Conferences participated without paper presentation during the year	2-3	4-6	7 or more	-	10	-
18	No. of Invited Lectures/Talks delivered during the year in Colleges/Universities/Industry/Trade/Government bodies	1-4	5-8	9 or more	-	5	-
19	Aggregate of Impact factor of Publications during the year (OR)	1-3	3 to 5	Above 5	-	35	-
	No. of National/International Publications during the year in designated Journals/ Magazines/ Reputed National Newspapers		4-6	7 or more	x		10
20	No. of Days of International/National Meets / Conferences/ Seminars / Workshops/ Lead organized by you (as Director or Coordinator/Convener/ Organizing secretary) during the year	1-2 days	3-4 days	5 or more days	x	12	4

21	No. of Days of International/National Seminars/ Workshops/ Meets/ Conference Assisted during the year	1-3 days	3-7 days	8 days or more	x	8	2	
22	No. of Minor Projects under execution during the year	1	2	3 or more	-	5	-	
23	No. of Major Projects under execution during the year	1	2	3 or more	-	15	-	
24	Value of All Projects under execution as Principal Investigator (Rs. Lakhs) during the year	Upto 10	11- 20	21 or more	-	15	-	
		Upto 3	3 to 6	7 or more	-		-	
25	Value of Consultancy Revenue Generated (Rs. Lakhs) during the year	Upto 2	2 to 5	Above 5	-	5	-	
26	No. of Patents held / Registered during the year	1or 2	3 or 4	5 or more	-	5	-	
27	No. of Memberships in Boards of Studies/ IQACs/ Training Teams/ Other Committees of Universities/ Institutions during the year	1or 2	3 or 4	5 or more	-	10	-	
28	No. of Seminar Sessions Chaired / Inaugural/ Keynote/ Presidential, Valedictory, Special, Convocation or Plenary Addresses delivered	Upto 3	4 to 6	7 or more	-	10	-	
29	Points for Books/Course Materials/Chapters Written during the year (Local Publisher - 2 point, State-level 4 pts./ National 6 points /International 8 pts; UG Course material 3 points/ PG course material 6 points; For chapters (1/4 of the points for respective kind of publishing as for books)	4	5-7	8 or more	x	10	2	
30	No. of Extension Cells/Clubs/Centres etc., looked after during the year	1	2	3 or more	-	5	-	
31	No. of students mentored/counseled	Upto 5	6-10	11 or more	z	5	5	
32	No. of P.G Project Reports/M.Phil Regular Program theses guided during the year	Upto 6	7 to 10	11or more	x	15	-	
33	No. of Ph.D Theses submitted/awarded during the year	1	2	3 or more	x	10	1	
34	No. of Monographs prepared, Journals Edited, etc., during the year	1-2	3	4 or more	1	10	3	
						Actual Score	360	121

Additional Responsibility Incentive (Actual Score as above in the last column shall be enhanced by incentive score as worked out below)

No. of Addl. Responsibilities, Including Headship, Hostel, IQAC, Syndicate, NSS, Special Officer, Registrar, Directorship, CoEs, etc.					
Incentive Score (% of Maximum Score)					

No. of Addl. Responsibility	---	Incentive Score (as per above order)	(a)	Actual Score	(b)	Final Score	(a+b)
% Incentive	---						

Signature of Faculty member:

Signature of Head of the Department

Signature of Head of the Department

Signature of Head of the Department

Director

Registrar

ANNAMALAI UNIVERSITY, ANNAMALAI NAGAR
(Accredited with 'A' Grade by NAAC)
Benchmark-cum Academic Audit
360 DEGREE FACULTY PERFORMANCE MEASURES - FACULTY MEMBERS
ACADEMIC YEAR - 2019 - 2020

Name of the Faculty member: Dr. V.VELMURUGAN		Department/Centre: Management Wing, DDE					
Designation: Associate Professor		Date of Birth and Age: 31-07-1973, 47					
S. No.	Details	Performance Level			State X/Y/Z	Scores	
		X	Y	Z		Max	Actual
1	No. of Years of Total Collegiate/University/Relevant Service	Upto 5	6 to 10	11 or more	Z	10	10
2	Credits for Additional Qualification over minimum prescribed (any Related PG Degree (1 credit per degree)/ M.Phil.(1.5 credits)/ Ph.D(2 credits)/PDF(2)	Upto 2	2-4	5 or more	-	5	-
3	No. of Years of Overseas Experience (Academic/ Research under Exchange / Employment/ Personal Initiative) (OR) Number of Countries Visited (OR) Both	2	3-4	5 or more	-	5	-
4	No. of Courses taught in all programs during the year, Jointly/Singly during the year (for joint work proportionate fraction)	2 to 3	4 to 5	6 or more	Z	20	20
5	Teaching / Laboratory Contact Hours per week during the year	Upto 8	9 to 12	13 or more	Z	15	15
6	Hours of Research guidance (@ 1 hour per regular M.Phil scholar, @2 hours per full-time Ph.D scholar/Project Fellow and @1 hour per part-time Ph.D scholar)	Upto 8	9 to 12	13 or more	z	10	10
7	No. of hours per week, on average, for Departmental Administrative work, if any.	Upto 2	3 to 4	5 or more	Z	5	5
8	Project Fellows / Assistants under guidance during the year	1 - 2	3	4 or more	-	5	-
9	Ph.D Scholars under guidance during the year, both Full Time and Part Time	Upto 4	5 to 6	7 or more	y	15	10
10	No. of MoU initiated / stewarded by you during the year	1	2	3 or more	-	10	-
11	Total No. of days of Student Study Tours / Village Linkage Program / Departmental Co-curricular/ Extension tasks with lead role during the year	3-5	6-8	9 or More	Z	10	10
12	No. of Competitions/ Celebrations/ other Programs organized with significant role during the year	1 or 2	3	4 or more	-	10	-
13	Points for Local (1 point), State (2 pts.)/ National (3 pts.)/ International (4 pts.) Awards received during the year. Not more than two local awards be considered.	Upto 2 points	3-4	5 or more	-	10	-
14	No. of Overseas Seminars/Conferences, participated with paper presentation/ overseas workshop attended during the year	1	2	3 or more	-	10	-
15	No. of Within India International Seminars/Conferences participated with paper presentation during the year	1 - 2	3-4	5 or more	Z	15	15
16	No. of papers presented in National/ Regional Seminars/ Workshops/ Conferences in the year	1-3	4 to 6	7 or more	-	15	-
17	No. of International/National Seminars/ Workshops/ Conferences participated without paper presentation during the year	2-3	4-6	7 or more	-	10	-
18	No. of Invited Lectures/Talks delivered during the year in Colleges/Universities/Industry/Trade/Government bodies	1-4	5-8	9 or more	-	5	-
19	Aggregate of Impact factor of Publications during the year (OR)	1-3 1-3	3 to 5	Above 5	-	35	-
	No. of National/International Publications during the year in designated Journals/ Magazines/ Reputed National Newspapers		4-6	7 or more	x		20
20	No. of Days of International/National Meets / Conferences/ Seminars / Workshops, Lead organized by you (as Director or Coordinator/Convener/ Organizing secretary) during the year	1-2 days	3-4 days	5 or more days	x	12	3


21	No. of Days of International/National Seminars/ Workshops/ Meets/ Conference Assisted during the year	1-3 days	3-7 days	8 days or more	x	8	2
22	No. of Minor Projects under execution during the year	1	2	3 or more	-	5	-
23	No. of Major Projects under execution during the year	1	2	3 or more	-	15	-
24	Value of All Projects under execution as Principal Investigator (Rs. Lakhs) during the year	Upto 10	11- 20	21 or more	-	15	-
		Upto 3	3 to 6	7 or more	-		-
25	Value of Consultancy Revenue Generated (Rs. Lakhs) during the year	Upto 2	2 to 5	Above 5	-	5	-
26	No. of Patents held / Registered during the year	1or 2	3 or 4	5 or more	-	5	-
27	No. of Memberships in Boards of Studies/ IQACs/ Training Teams/ Other Committees of Universities/ Institutions during the year	1or 2	3 or 4	5 or more	-	10	-
28	No. of Seminar Sessions Chaired / Inaugural/ Keynote/ Presidential, Valedictory, Special, Convocation or Plenary Addresses delivered	Upto 3	4 to 6	7 or more	-	10	-
29	Points for Books/Course Materials/Chapters Written during the year (Local Publisher - 2 point, State-level 4 pts./ National 6 points /International 8 pts; UG Course material 3 points/ PG course material 6 points; For chapters (1/4 of the points for respective kind of publishing as for books)	4	5-7	8 or more	x	10	3
30	No. of Extension Cells/Clubs/Centres etc., looked after during the year	1	2	3 or more	-	5	-
31	No. of students mentored/counseled	Upto 5	6-10	11 or more	z	5	5
32	No. of P.G Project Reports/M.Phil Regular Program theses guided during the year	Upto 6	7 to 10	11or more	x	15	5
33	No. of Ph.D Theses submitted/awarded during the year	1	2	3 or more	x	10	3
34	No. of Monographs prepared, Journals Edited, etc., during the year	1-2	3	4 or more	1	10	3
Actual Score						360	134


Additional Responsibility Incentive (Actual Score as above in the last column shall be enhanced by incentive score as worked out below)

No. of Addl. Responsibilities, Including Headship, Hostel, IQAC, Syndicate, NSS, Special Officer, Registrar, Directorship, CoEs, etc.					
Incentive Score (% of Maximum Score)					

No. of Addl. Responsibility	---	Incentive Score (as per above order)	(a)	Actual Score	(b)	Final Score	(a+b)
% Incentive	---						

Signature of Faculty member: 

Signature of Head of the Department 


Director


Registrar

ANNAMALAI UNIVERSITY, ANNAMALAI NAGAR

(Accredited with 'A' Grade by NAAC)

Benchmark-cum Academic Audit

360 DEGREE FACULTY PERFORMANCE MEASURES – FACULTY MEMBERS

ACADEMIC YEAR – 2020 - 2021 ✓

Name of the Faculty member: Dr. K. Sankari ✓				Department/Centre: History Wing DDE ✓			
Designation: Professor of History				Date of Birth and Age: 02.01.1961 - 58			
S. No.	Details	Performance Level			State X/Y/Z	Scores	
		X	Y	Z		Max	Actual
1	No. of Years of Total Collegiate/University/Relevant Service	Upto 5	6 to 10	11 or more	Z	10	10
2	Credits for Additional Qualification over minimum prescribed (any Related PG Degree (1 credit per degree)/ M.Phil.(1.5 credits)/ Ph.D(2 credits)./PDF(2)	Upto 2	2-4	5 or more	Z	5	5
3	No. of Years of Overseas Experience (Academic/ Research under Exchange / Employment/ Personal Initiative) (OR) Number of Countries Visited (OR) Both	2	3-4	5 or more	-	5	-
4	No. of Courses taught in all programs during the year, Jointly/Singly during the year (for Joint work proportionate fraction)	2 to 3	4 to 5	6 or more	Z	20	20
5	Teaching / Laboratory Contact Hours per week during the year	Upto 8	9 to 12	13 or more	Z	15	15
6	Hours of Research guidance (@ 1 hour per regular M.Phil scholar, @2 hours per full-time Ph.D scholar/Project Fellow and @1 hour per part-time Ph.D scholar)	Upto 8	9 to 12	13 or more	Z	10	10
7	No. of hours per week, on average, for Departmental Administrative work, if any.	Upto 2	3 to 4	5 or more	Z	5	5
8	Project Fellows / Assistants under guidance during the year	1 - 2	3	4 or more	-	5	-
9	Ph.D Scholars under guidance during the year, both Full Time and Part Time	Upto 4	5 to 6	7 or more	z	15	15
10	No. of MoU initiated / stewarded by you during the year	1	2	3 or more	-	10	-
11	Total No. of days of Student Study Tours / Village Linkage Program / Departmental Co-curricular/ Extension tasks with lead role during the year	3-5	6-8	9 or More	Z	10	10
12	No. of Competitions/ Celebrations/ other Programs organized with significant role during the year	1 or 2	3	4 or more	Y	10	7
13	Points for Local (1 point), State (2 pts.)/ National (3 pts.)/ International (4 pts.) Awards received during the year. Not more than two local awards be considered.	Upto 2 points	3-4	5 or more	-	10	-
14	No. of Overseas Seminars/Conferences, participated with paper presentation/ overseas workshop attended during the year	1	2	3 or more	-	10	-
15	No. of Within India International Seminars/Conferences participated with paper presentation during the year	1 - 2	3-4	5 or more	z	15	15
16	No. of papers presented in National/ Regional Seminars/ Workshops/ Conferences in the year	1-3	4 to 6	7 or more	z	15	15
17	No. of International/National Seminars/ Workshops/ Conferences participated without paper presentation during the year	2-3	4-6	7 or more	Z	10	10
18	No. of Invited Lectures/Talks delivered during the year in Colleges/Universities/Industry/Trade/Government bodies	1-4	5-8	9 or more	z	5	5
19	Aggregate of Impact factor of Publications during the year (OR)	1-3 1-3	3 to 5	Above 5	Y	35	17
	No. of National/International Publications during the year in designated Journals/ Magazines/ Reputed National Newspapers		4-6	7 or more	Y		17
20	No. of Days of International/National Meets / Conferences/ Seminars / Workshops/ Lead organized by you (as Director or Coordinator/Convener/Organizing secretary) during the year	1-2 days	3-4 days	5 or more days	Z	12	12

21	No. of Days of International/National Seminars/ Workshops/ Meets/ Conference Assisted during the year	1-3 days	3-7 days	8 days or more	2	8	8
22	No. of Minor Projects under execution during the year	1	2	3 or more	-	5	-
23	No. of Major Projects under execution during the year	1	2	3 or more	-	15	-
24	Value of All Projects under execution as Principal Investigator (Rs. Lakhs) during the year	Upto 10	11-20	21 or more	-	15	-
		Upto 3	3 to 6	7 or more	-		-
25	Value of Consultancy Revenue Generated (Rs. Lakhs) during the year	Upto 2	2 to 5	Above 5	-	5	-
26	No. of Patents held / Registered during the year	1 or 2	3 or 4	5 or more	-	5	-
27	No. of Memberships in Boards of Studies/ IQACs/ Training Teams/ Other Committees of Universities/ Institutions during the year	1 or 2	3 or 4	5 or more	Z	10	10
28	No. of Seminar Sessions Chaired / Inaugural/ Keynote/ Presidential, Vaedictory, Special, Convocation or Plenary Addresses delivered	Upto 3	4 to 6	7 or more	Z	10	10
29	Points for Books/Course Materials/Chapters Written during the year (Local Publisher - 2 point, State-level 4 pts./ National 6 points /International 8 pts; UG Course material 3 points/ PG course material 6 points; For chapters (1/4 of the points for respective kind of publishing as for books)	4	5-7	8 or more	-	10	-
30	No. of Extension Cells/Clubs/Centres etc., looked after during the year	1	2	3 or more	Y	5	2
31	No. of students mentored/counseled	Upto 5	6-10	11 or more	Z	5	5
32	No. of P.G Project Reports/M.Phil Regular Program theses guided during the year	Upto 6	7 to 10	11 or more	-	15	-
33	No. of Ph.D Theses submitted/awarded during the year	1	2	3 or more	X	10	3
34	No. of Monographs prepared, Journals Edited, etc., during the year	1-2	3	4 or more	Z	10	10
Actual Score						360	236

Additional Responsibility Incentive (Actual Score as above in the last column shall be enhanced by incentive score as worked out below)

No. of Addl. Responsibilities, Including Headship, Hostel, IQAC, Syndicate, NSS, Special Officer, Registrar, Directorship, CoEs, etc.					
Incentive Score (% of Maximum Score)					

No. of Addl. Responsibility	Headship, Member RAC, DRC, Board of Studies, Exam Coordinator	Incentive Score (as per above order)	(a)	Actual Score	(b)	Final Score	(a+b)
			10		236		246
% Incentive	10						

Signature of Faculty member:

Signature of Head of the Department

Q. Jagan
Director

W. J. Jagan
Registrar

ANNAMALAI UNIVERSITY, ANNAMALAI NAGAR

(Accredited with 'A' Grade by NAAC)

Benchmark-cum Academic Audit

360 DEGREE FACULTY PERFORMANCE MEASURES - FACULTY MEMBERS

ACADEMIC YEAR - 20 20 - 2021


Name of the Faculty member: DRS.SRINIVASAN				Department/Centre: CHEMISTRY WING OF DDE			
Designation: ASSOCIATE PROFESSOR				Date of Birth and Age: 21-5-1973/45			
S. No.	Details	Performance Level			State X/Y/Z	Scores	
		X	Y	Z		Max	Actual
1	No. of Years of Total Collegiate/University/Relevant Service	Upto 5	6 to 10	11 or more	Z	10	6
2	Credits for Additional Qualification over minimum prescribed (any Related PG Degree (1 credit per degree)/ M.Phil.(1.5 credits)/ Ph.D(2 credits)./PDF(2)	Upto 2	2-4	5 or more	Y	5	4
3	No. of Years of Overseas Experience (Academic/ Research under Exchange / Employment/ Personal Initiative) (OR) Number of Countries Visited (OR) Both	2	3-4	5 or more	X	5	2
4	No. of Courses taught in all programs during the year, Jointly/Singly during the year (for joint work proportionate fraction)	2 to 3	4 to 5	6 or more	Z	20	18
5	Teaching / Laboratory Contact Hours per week during the year	Upto 8	9 to 12	13 or more	Z	15	15
6	Hours of Research guidance (@ 1 hour per regular M.Phil scholar, @2 hours per full-time Ph.D scholar/Project Fellow and @1 hour per part-time Ph.D scholar)	Upto 8	9 to 12	13 or more	Z	10	10
7	No. of hours per week, on average, for Departmental Administrative work, if any.	Upto 2	3 to 4	5 or more	Z	5	5
8	Project Fellows / Assistants under guidance during the year	1 - 2	3	4 or more	X	5	2
9	Ph.D Scholars under guidance during the year, both Full Time and Part Time	Upto 4	5 to 6	7 or more	X	15	5
10	No. of MoU initiated / stewarded by you during the year	1	2	3 or more	X	10	2
11	Total No. of days of Student Study Tours / Village Linkage Program / Departmental Co-curricular/ Extension tasks with lead role during the year	3-5	6-8	9 or More	Z	10	6
12	No. of Competitions/ Celebrations/ other Programs organized with significant role during the year	1 or 2	3	4 or more	X	10	2
13	Points for Local (1 point), State (2 pts.)/ National (3 pts.)/ International (4 pts.) Awards received during the year. Not more than two local awards be considered.	Upto 2 points	3-4	5 or more	X	10	2
14	No. of Overseas Seminars/Conferences, participated with paper presentation/ overseas workshop attended during the year	1	2	3 or more	X	10	2
15	No. of Within India International Seminars/Conferences participated with paper presentation during the year	1-2	3-4	5 or more	Y	15	10
16	No. of papers presented in National/ Regional Seminars/ Workshops/ Conferences in the year	1-3	4 to 6	7 or more	X	15	5
17	No. of International/National Seminars/ Workshops/ Conferences participated without paper presentation during the year	2-3	4-6	7 or more	X	10	5
18	No. of Invited Lectures/Talks delivered during the year in Colleges/Universities/Industry/Trade/Government bodies	1-4	5-8	9 or more	X	5	2
19	Aggregate of Impact factor of Publications during the year (OR)	1-3	3 to 5	Above 5	X	35	8
	No. of National/International Publications during the year in designated Journals/	1-3	4-6	7 or more	X		10


Magazines/ Reputed National Newspapers							
20	No. of Days of International/National Meets / Conferences/ Seminars / Workshops/ Lead organized by you (as Director or Coordinator/Convener/ Organizing secretary) during the year	1-2 days	3-4 days	5 or more days	X	12	4
21	No. of Days of International/National Seminars/ Workshops/ Meets/ Conference Assisted during the year	1-3 days	3-7 days	8 days or more	Y	8	4
22	No. of Minor Projects under execution during the year	1	2	3 or more	-	5	-
23	No. of Major Projects under execution during the year	1	2	3 or more	-	15	-
24	Value of All Projects under execution as Principal Investigator (Rs. Lakhs) during the year	Upto 10	11- 20	21 or more	-	15	-
		Upto 3	3 to 6	7 or more	-		-
25	Value of Consultancy Revenue Generated (Rs. Lakhs) during the year	Upto 2	2 to 5	Above 5	-	5	-
26	No. of Patents held / Registered during the year	1or 2	3 or 4	5 or more	-	5	-
27	No. of Memberships in Boards of Studies/ IQACs/ Training Teams/ Other Committees of Universities/ Institutions during the year	1or 2	3 or 4	5 or more	X	10	4
28	No. of Seminar Sessions Chaired / Inaugural/ Keynote/ Presidential, Valedictory, Special, Convocation or Plenary Addresses delivered	Upto 3	4 to 6	7 or more	X	10	3
29	Points for Books/Course Materials/Chapters Written during the year (Local Publisher - 2 point, State-level 4 pts./ National 6 points /International 8 pts; UG Course material 3 points/ PG course material 6 points; For chapters (1/4 of the points for respective kind of publishing as for books)	4	5-7	8 or more	X	10	3
30	No. of Extension Cells/Clubs/Centres etc., looked after during the year	1	2	3 or more	X	5	2
31	No. of students mentored/counseled	Upto 5	6-10	11 or more	Z	5	5
32	No. of P.G Project Reports/M.Phil Regular Program theses guided during the year	Upto 6	7 to 10	11or more		15	
33	No. of Ph.D Theses submitted/awarded during the year	1	2	3 or more	X	10	5
34	No. of Monographs prepared, Journals Edited, etc., during the year	1-2	3	4 or more	X	10	5
Actual Score						360	156


Additional Responsibility Incentive (Actual Score as above in the last column shall be enhanced by incentive score as worked out below)

No. of Addl. Responsibilities, Including Headship, Hostel, IQAC, Syndicate, NSS, Special Officer, Registrar, Directorship, CoEs, etc.					
Incentive Score (% of Maximum Score)					

No. of Addl. Responsibility	---	Incentive Score (as per above order)	(a)	Actual Score	(b) 160	Final Score	(a+b) 156
% Incentive	---						

Signature of Faculty member: 


 Signature of Head of the Department
Dr.V.R.P.PARAMESWARAN
 PROFESSOR AND COORDINATOR
 CHEMISTRY WING-DDE
 ANNAMALAI UNIVERSITY
 ANNAMALAINAGAR-608 002


 Director


 Registrar

ANNAMALAI UNIVERSITY, ANNAMALAI NAGAR

(Accredited with 'A' Grade by NAAC)

'1000 points' PERFORMANCE MEASURES OF DEPARTMENTS / CENTRES

CHECKLIST	ACADEMIC YEAR	2019-2020 ✓
------------------	----------------------	--------------------

NAME OF DEPARTMENT / CENTRES	History Wing ✓
-------------------------------------	-----------------------

S. No.	Details	Levels of Performance			State X/Y/Z	Scores	
		X	Y	Z		Max	Actual
1	Plan of Academic Programs (Academic/ Research/Training) offered	Annual/ Occasional	Semester, Non- CBCS	Semester , CBCS	Z	10	10
2	No. Programs offered during the year (BE, ME, MA, MSc, MBA, M.Com, M.Phil, Ph.D, D.Litt/ DSc, Dip. PG Dip/ Innovative Programs / etc.	1-2	3	4 or more	Z	30	30
3	No. of Programs newly introduced or Revised within last 3 years	1	2	3 or more	Z	10	10
4	Degree of ICT/Web-enabled and other modern Pedagogy followed (PPT/Online/ Interactive, A-V aid, etc.)	40%	41-60%	61% or more	Z	20	20
5	No. of Courses/Subjects offered in all programs during the year (all semesters/ trimesters, put together)	Upto 20	21-40	41 or more	Z	30	30
6	No. of hours of Refresher/Remedial/Bridge/ Special coaching given to students per class on an average during the year	20-40 hours / 4 - 8 days	41-80 hours/ 8- 16 days	81 hours or more / >16 days	Z	20	20
7	No. of types of Feedback and analysis done – (Student/ Employer/Parent/Teacher/ Alumni/ Others)	1-2	3-4	5 or more	Z	10	10
8	No. of Meetings held with Students/ Employer/ Parent-Teacher/Alumni on Curriculum/Counseling (not less than 20% attendance or 30 attendees, whichever is lower)	1-2	3-4	5 or more	Z	10	10
9	No. of Years since Establishment	Upto 10	11 -20	21 or more	Z	10	10
Sub-total for Curriculum						150	150

10	Demand Ratio during the year (Applications Received / Seats filled)	Big Cities with 7.5 lakhs population or more	Upto 3	3 – 5	Above 5	X	10	10
		Other Places	Upto 2	2 – 3	Above 3	Y		
11	Percent of First Generation/Women/ OBC/SC/ST classes of students (without double count)		Upto 50%	51-75%	76 % or more	X	20	7
12	No. of Professional Membership per faculty member in the Dept./College/Centre		1- 2	3-4	5 or more	Z	10	10
13	% of Faculty with at least one National/Regional/ International awards		Upto 30%	31-60%	61 % or more	-	10	-
14	% Faculty with Overseas Service/Foreign visit		Upto 30%	31-60%	61 % or more	-	10	-
15	% Teachers presenting papers in overseas workshops, seminars, etc. during the year		Upto 30%	31-60%	61 % or more	Z	15	15
16	% Teachers presenting papers in India in International/ National / Regional Seminars, Conferences, etc. during the year		Upto 60%	61-80%	81 % or more	Z	15	15
17	% of Courses for which feedback given to students within 10 days of Continuous Internal Assessment		51-70%	71-85%	86% or more	Z	20	20

18	Opportunity for Improvement / Facility for Extra credit earning/Revaluation/Double valuation/ Xerox copy of answer script, etc	Any 2	Any 3-4	Any 5 or more	Z	20	20
19	No. of Academic Competitions/ Field visits/ Study Tours/Industry/ etc. held in the year	1- 3	4-6	7 or more	Y	20	15
20	Average Per cent of Students participating in the Events in the above listed Events	Upto 60%	61-80%	81 % or More	Y	20	15
21	Student Pass Percent during the year	Upto 60%	61-80%	81 % or more	Z	20	20
22	No. of Students or Percent of Students Clearing NET/ SLET/ GMAT/ TOEFL/ UGC Rajiv Gandhi Fellowship/ Your University Pre-Ph.D Entrance Exam, if All-India type/ Etc.	Upto 5 or 10%	6-10 or 11-15%	11 or more OR over 15%	X	10	3
Sub-total for TLE						200	150

23	No. of Overseas Research Seminar/ Conference Paper Presentations by faculty members in the year	2-4	5-6	7 or more	X	10	3
24	No. of National/International (in India) Research Paper Presentations in the year	Upto 20	21-40	41 or more	Y	10	6
25	No. of International Publications during the year (Anything exceeding 30 papers may be considered as equal to National publications @ 1 for 3, and credited in the Item below, if need be.)	Upto 10	11-20	21 -30	Y	50	35
	Aggregate of Impact factors of Publications by faculty members during the year (Impact factor aggregate exceeding 30 may be considered as equal to National publications @ 1 for 3, and credited in the Item below, if need be.)						
26	No. of National Publications during the year (Excess of 60 may be considered as equal to International publications @ 3 for 1 and credited in the Item above, if need be.)	Upto 20	21-40	41 -60	Y	50	32
27	Total Value (Rs. Lakhs) of ICT/ Laboratory/ other Equipment items/ Installation in the Dept./Centre.	Upto 90 Upto 60	91- 150	151 or more	-	15	-
			61-90	91 or more			
		Upto 10 Upto 5	11-30	31 or more			
			6 to 10	Above 11			
28	No. of Minor Projects under execution during the year (Overdue projects excluded)	1-2	2-4	5 or more	-	10	-
29	No. of Major Projects under execution during the year (Overdue projects excluded)	1-2	2-4	5 or more	-	10	-
30	Value of All Projects under execution (Rs. Lakhs)	Upto 75	71- 150	151 or more	-	15	-
		Upto 20	21- 30	31 or more			
31	No. of Collaborations with Overseas/National/ Regional/Local institutions for Research	Upto 2	3-4	5 or more	-	10	-
		1	2	3 or more	-		
32	Value of Consultancy Revenue Generated (Rs. Lakhs)	Upto 5	6- 10	11 or more	-	20	-
33	Score for Ph.D/M.Phil awarded (1 Ph.D = 15 and 1M.Phil =5) during the year	Upto 80	81-120	Above 120	Y	20	15
34	No. of Patents held / Registered	1-2	3-4	5 or more	-	10	-
35	Department level Cells/Clubs/Circles for social/ cultural/public/consumer/literary causes	Upto 3	4-5	6 or more	Y	10	7
36	% of student participation in Village Adoption, Village stay and similar programs	Upto 60	61-90	91 or more	Y	10	7

		Sub-total for RCE				250	105
37	Per faculty Room space (Air-conditioned/Mosaic or Tiled surface full points/ Otherwise only 80% of respective level maximum score)	Upto 100 sq.ft	101 to 200 sq.ft	Above 200 sq.ft	Z	10	10
38	Ladies Rest room/Dining Hall/Visitors Hall/ Attached toilet/ Staff Recreation room/ UPS arrangement, etc	Any 3	Any 4-5	6 or more	Z	15	15
39	Class Room Furniture	3 or more sharing	Double sharing	Individual type	Z	5	5
40	Last 3 year addition to stock of Books per student in the Department	Upto 10	11-19	20 or more	Z	20	20
41	Ratio of ICT equipment to Students: [No. of Computers (P 3 or later versions only) + No. of Laptops + (No. of LCDs x 3)] ÷ [No. of Students and Scholars]	3 or more	2 to 3	2 or less	Z	15	15
42	Wifi Campus/Net Connectivity/Video-Conference suit/ Smart class rooms/ e-Administration/Exclusive Computer lab with No. of systems equal to at least 25% of the No. of students/Each faculty member with Computer/ laptop provision	Any 2	Any 3-4	Any 5 or more	Z	15	15
43	Maintenance of Campus facilities (Average No. of Days taken to rectify any related problem)	10 or more	4 to 9	3 or less	Z	20	20
		Sub-total for ILR				100	100
44	No. of students who won National/State Level Sports Awards during the year	1-3	4-6	7 or more	X	15	5
45	No. of students who have won University/ Inter-departmental cultural / Sports awards during the year	5-10	11-20	21 or more	X	15	5
46	% of Eligible Students' Progression (Placed /Enrolled for Higher Education) during the year	30-50%	51-75%	76% or more	Z	30	30
47	Drop out percent	2% or more	1-2%	Less than 1%	Z	20	20
48	Hours of Mentoring/ Yoga/ Motivational/ Extra-curricular /Co-curricular/ Outreach exposure per student in the year (Actual scheduled hours)	Upto 30 hours	31 to 60 hours	61 hours or more	Y	20	15
		Sub-total for SSP				100	95
49	No. of Activities/Meetings under the aegis of Department Committees like Research Committee, Mentoring, Sports, Ambience, Cultural, Communication, Clubs, etc.	10 or less	11-15	16 or more	Z	20	20
50	No. of Days of Faculty Empowerment Programs organized	5 days or less	6-10 days	11 or more	Z	20	20
51	% of Junior faculty participated in Faculty Empowerment Programs (not less than 5 days duration) and % of faculty members involved in providing training within or outside the Institution (not less than 5 such instances)	30%	31-60%	61% more	Z	10	10
52	Funded under SAP/FIST/PURSE, etc	Any 1	Any 2	Any 3 or more	-	20	-
53	No. of Quality initiatives taken in the Department like Coaching for Weak students (30 hours or more), Encouragement for Bright students (at least 10% of students) , Student Library system, Student subscription to newspapers (at least 80 of students) , Department Quality Circle, Annual Academic Audit, etc)	Any 4	4-6	7 or more	Z	30	30
		Sub-total for GLM				100	80

54	Litter free campus/class room, protected gardening, annual tree-planting, quarterly weeding/ bush-clearing/tree-trimming, tobacco free/ plastic-free campus, at least 80% student participation in one or more of these, etc.	Any 4	5-6	7 or more	Z	30	30
55	Alternative learning exercises (Tracking of Particular Issue/ Development/ Stock/Market/R&D by students), Learning by doing by at least 25% of students, Mix of Variety in any Conference/ Seminar program (with Cultural or Quiz Competition/ Case or Debate by students / Public service) apart the core event, Individualized Courses, Gender audit, Happiness Audit, etc)- Please list.	Any 4	5-6	7 or more	Z	30	30
56	Own Corpus for research projects, Earn while you learn, Department level Cells and clubs not less than 5 for addressing various needs of students/staff/society, Department level Celebrations of at least 5 National/ International Days/Functions, Daily athletic/field & track practices by at least 10% of students, Department level Calendar of events, Text book owning by every student for at least 80% of courses, Remedial learning for about 30 hours, Superior learning opportunities for about 20% of learners, An average of at least one Project per faculty in the Department, Reward for scholarly publication of not less than 5% one's salary, etc.	Any 6	7-8	9 or more	Z	40	40
Sub-total for IBP						100	100
Total						1000	780

A. Incentive Score Increment for Young Departments (up to 5 years old only) / for Departments with Additional Executive Responsibilities Held (Not Additive with lean staff)


Years Old	1	2	3	4	5
No. of Addl. Responsibilities, Including Headship	9 or more	7 or 8	5 or 6	3 or 4	1 or 2
Incentive Score (% of Maximum Score)					

B. Lean Staff (3 or less) Department Incentive Adjustment (Not Additive with Young Dept.)


Adjusted Score = 20 percent of Maximum Score.

Actual Score	% of Incentive, if any, applicable	Young Dept. Addl. Responsibility	Total Incentive Score	Final Score
780	10		10	790

Signature of the Head of the Department / Centre:



Director



Director

Registrar



ANNAMALAI UNIVERSITY, ANNAMALAINAGAR

(Accredited with 'A' Grade by NAAC)

'1000 Points' PERFORMANCE MEASURES OF DEPARTMENTS / CENTRES

CHECKLIST	Academic year	2019~2020 ✓
-----------	---------------	-------------

NAME OF DEPARTMENT / CENTRE	PHYSICS WING, D.D.E. ✓
-----------------------------	------------------------

Sl. No	DETAILS	PERFORMANCE LEVEL			State X/Y/Z	SCORES	
		X	Y	Z		Max	Actual
1	Plan of Academic Programs (Academic / Research / Training) offered	Annual/Occasional	Semester, non-CBCS	Semester, CBCS	X	10	3
2	No of Programs offered during the year (BE, ME, MA, MSc, MBA, MCom, MPhil, PhD, DLitt / DSc, Dip, PG Dip / Innovative Programs, etc.	1 to 2	3	4 or more	X	30	10
3	No of Programs newly introduced or Revised within last 3 years	1	2	3 or more	~	10	
4	Degree of ICT/Web-enabled and other modern Pedagogy followed (PPT / Online / Interactive, A-V aid, etc.)	40%	41 to 60%	60% or more	X	20	7
5	No of Courses/Subjects offered in all programs during the year (all semesters / trimesters, put together)	upto 20	21 to 40	41 or more	X	30	10
6	No of hours of Refresher / Remedial / Bridge / Special coaching given to students per class on an average during the year	20-40 hr / 4-8 days	41-80 hr / 8-16 days	81 hr or more / > 16 days	~	20	
7	No of types of Feedback and analysis done (Student / Employer / Parent / Teacher / Alumni / Other)	1 to 2	3 to 4	5 or more	X	10	3
8	No of Meetings held with Students / Employer / Parent-Teacher / Alumni on Curriculum / Counseling (not less than 20% attendance or 30 attendees, whichever is lower)	1 to 2	3 to 4	5 or more	~	10	
9	No of Years since Establishment	upto 10	11 to 20	21 or more	Z	10	10
Sub-total for CURRICULUM :						150	43

10	Demand Ratio during the year (Applications Recd / Seats filled)	Big cities with 7.5 lakhs population or more	upto 3	3 to 5	5 or more	~	10	
		Other places	upto 2	2 to 3	3 or more	~		
11	Percent of First Generation / Women / OBC / SC / ST classes of students (without double count)	upto 50%	51 to 75%	76% or more	~	20		
12	No of Professional Membership per faculty member in the Department / College / Centre	1 to 2	3 to 4	5 or more	~	10		
13	% of Faculty with at least one National / Regional / International awards	upto 30%	31 to 60%	61% or more	~	10		
14	% of Faculty with Overseas Service / Foreign visits	upto 30%	31 to 60%	61% or more	~	10		
15	% of Teachers presenting papers in overseas Workshops, Seminars, etc., during the year	upto 30%	31 to 60%	61% or more	~	15		
16	% of Teachers presenting papers in India in International / National / Regional Seminars, Conferences, etc., during the year	upto 60%	61 to 80%	81% or more	Z	15	15	
17	% of Courses for which feedback given to students within 10 days of Continuous Internal Assessment	51% to 70%	71 to 85%	86% or more	~	20		
18	Opportunity for Improvement / Faculty for Extra Credit Earning / Revaluation / Double valuation / Xerox copy of answer script, etc.	Any 2	Any 3 to 4	Any 5 or more	X	20	7	
19	No of Academic Competitions / Field visits / Study Tours / Industry, etc., held in the year	1 to 3	4 to 6	7 or more	~	20		
20	Average percent of Students participating in the Events in the above listed Events	upto 60%	61 to 80%	81% or more	~	20		
21	Student Pass Percentage during the year	upto 60%	61 to 80%	81% or more	X	20	7	
22	No of Students or Percentage of Students Clearing NET / SLET / GMAT / TOEFL / UGC Rajiv Gandhi Fellowship / Your University Pre-PhD Entrance Exam, if All-India type, etc.	5% to 10%	6-10% or 11-15%	11% or more or over 15%	~	10		
Sub-total for TLE :						200	29	

23	№ of Overseas Research Seminar / Conference Paper Presentations by faculty members in the year		2 to 4	5 to 6	7 or more	~	10		
24	№ of National / International (in India) Research Paper Presentations in the year		upto 20	21 to 40	41 or more	Z	10	10	
25	№ of International Publications during the year (Anything exceeding 30 papers may be considered as equal to National publications @ 1 for 3, and credited in the Item below, if need be)		upto 10	11 to 20	21 to 30	Z	50	50	
	Aggregate of Impact factors of Publications by faculty members during the year (impact factor aggregate exceeding 30 may be considered as equal to National publications @ 3 for 1, and credited in the Item below of need be)								
26	№ of National Publications during the year (Excess of 60 may be considered as equal to International publications @ 3 for 1, and credited in the Item below of need be)		upto 20	21 to 40	41 to 60	X	50	17	
27	Total value (Rs.Lakhs) of ICT / Laboratory / other Equipment items / Installation in the Department / Centre	Faculty of Engineering / Science	Big Cities	upto 90	91 to 150	151 or more	Z	15	15
			Others	upto 60	61 to 90	91 or more			
		Other Faculty	Big Cities	upto 10	11 to 30	31 or more			
			Others	upto 5	6 to 10	11 or more			
28	№ of MINOR Projects under execution during the year (overdue projects excluded)		1 to 2	3 to 4	5 or more	~	10		
29	№ of MAJOR Projects under execution during the year (overdue projects excluded)		1 to 2	3 to 4	5 or more	~	10		
30	Value of All Projects under execution (Rs. Lakhs)	Faculty of Science	upto 75	76 to 150	151 or more	~	15		
		Other Faculties	upto 20	21 to 30	31 or more				
31	№ of collaborations with Overseas / National / Regional / Local institutions for Research	Faculty of Science	upto 2	3 to 4	5 or more	~	10		
		Other Faculties	1	2	3 or more				
32	Value of Consultancy Revenue Generated (Rs. Lakhs)		upto 5	6 to 10	11 or more	~	20		
33	Score for Ph.D. / M.Phil. awarded (1 Ph.D.=15 and 1 M.Phil.=5) during the year		upto 80	81 to 120	121 or more	X	20	7	
34	№ of Patents held / Registered		1 to 2	3 to 4	5 or more	~	10		
35	Department level Cells / Clubs / Circles for social / Cultural / Public / Consumer / Literary causes		upto 3	4 to 5	6 or more	X	10	3	
36	% of student participation in Village Adoption, Village stay and similar programs		upto 60	61 to 90	91 or more	~	10		
Sub-total for RCE :							250	102	

37	Per faculty room space (Air-conditioned / Mosaic or Tiled surface full points / Otherwise only 80% of respective level maximum score)	upto 100 ft ²	101 to 200 ft ²	201 or more	X	10	3		
38	Ladies Rest Room / Dining Hall / Visitors Hall / Attached toilet / Staff Recreation room / UPS arrangement, etc.	Any 3	Any 4 to 5	6 or more	Y	15	10		
39	Classroom furniture sharing	3 or more	Double sharing	Individual type	X	5	2		
40	Last 3 year addition to stock of Books per student in the Department	upto 10	11 to 19	20 or more	X	20	7		
41	Ratio of ICT equipment to Students: [№ of Computers (P3 or late versions only) + № of Laptops + № of LCDs ×3] ÷ [№ of Students and Scholars]	3 or more	2 to 3	2 or less	~	15			
42	Wi-fi / Campus Net connectivity / Video-Conference suit / Smart classrooms / e-Administration / Exclusive Computer lab with № of systems equal to at least 25% of the № of students / Each faculty member with Computer / Laptop provision	Any 2	Any 3 to 4	Any 5 or more	X	15	5		
43	Maintenance of Campus facilities (Average № of Days taken to rectify any related problem)	10 or more	4 to 9	3 or less	Z	20	20		
Sub-total for ILR :							100	47	

44	No of students who won National / State level Sports awards during the year	1 to 3	4 to 6	7 or more	~	15	
45	No of students who have won University / Inter-departmental cultural / Sports awards during the year.	5 to 10	11 to 20	21 or more	~	15	
46	% of Eligible Students' Progression (Placed / Enrolled for Higher Education) during the year	30 to 50%	51 to 75%	76% or more	~	30	
47	Dropout percent	2% or more	1 to 2%	Less than 1%	~	20	
48	Hours of Mentoring / Yoga / Motivational / Extra-curricular / Co-curricular / Out-reach exposure per student in the year (Actual scheduled hours)	upto 30 hours	31 to 30 hours	61 hr or more	~	20	
Sub-total for SSP :						100	

49	No of Activities / Meetings under the aegis of Department Committees like Research Committee, Mentoring, Sports, Ambience, Cultural, Communication, Clubs, etc.	10 or less	11 to 15	16 or more	~	20	
50	No of Days of Faculty Empowerment Programs organized	5 days or less	6 to 10 days	11 or more	~	20	
51	% of junior faculty participated in Faculty Empowerment Programs (not less than 5 days duration) and % of faculty members involved in providing training within or outside the Institution (not less than 5 such instances)	30%	31 to 60%	61% more	~	10	
52	Funded under SAP/FIST/PURSE, etc.	Any 1	Any 2	Any 3 or more	~	20	
53	No of Quality initiatives taken in the Department like Coaching for Weak students (30 hours or more), Encouragement for bright students (at least 10% of students), Student Library System, Students' subscription to newspapers (at least 80% of the students) Department Quality Circle, Annual Academic Audit, etc.	Any 4	4 to 6	7 or more	~	30	
Sub-total for GLM :						100	

54	Litter free campus / class room, protected gardening, annual tree-planting, quarterly weeding / bush-clearing / tree-trimming, tobacco-free / plastic-free campus, at least 80% student participation in one or more of these, etc.	Any 4	5 to 6	7 or more	Y	30	10
55	Alternative learning exercises (Tracking of Particular Issue / Development / Stock / Market / R&D by students), learning-by-doing by at least 25% of students, Mix of Variety in any Conference / Seminar program (with cultural or Quiz Competition / Case or Debate by students / Public service) apart the core event, Individualized Courses, Gender audit, Happiness Audit, etc) - Please list.	Any 4	5 to 6	7 or more	~	30	
56	Own Corpus for research projects, Earn while you learn, Department level Cells and clubs not less than 5 for addressing various needs of students / staff / society, Department level celebration of at least 5 National / International Days / Functions, Daily athletic / field & track practices by at least 10% of students, Department level Calendar of events, Text book owning by every student for at least 80% of courses, Remedial learning for about 30 hours, Superior learning opportunities for about 20% of learners, An average of at least one Project per faculty in the Department, Reward for scholarly publication of not less than 5% of one's salary, etc.	Any 6	7 to 8	9 or more	~	40	
Sub-total for IBP :						100	10
Total :						1000	231

A. Incentive Score Increment for Young Departments (up to 5 years old only) / for Departments with Additional Executive Responsibilities Held (Not Additive with lean staff)

Years old	1	2	3	4	5
No of Additional Responsibilities, including Headship	9 or more	7 or 8	5 or 6	3 or 4	1 or 2
Incentive score (% of Maximum Score)	25%	18%	12%	7%	3%

B. Lean Staff (3 or less) Department Incentive Adjustment (Not Additive with Young Department)

Adjusted Score = 20 percent of Maximum Score.								
Actual Score	231	% of incentive, if any, applicable	Young Departments	~	Total Incentive Score	~	Final Score	231
			Additional Responsibility	~				

Signature of the Head of the Department / Centre: *S. Balaram*

Signature of the Authorities:

Q. Lingeswari
Director

H. J. Sathya
Registrar

ANNAMALAI UNIVERSITY, ANNAMALAI NAGAR

(Accredited with 'A' Grade by NAAC)

'1000 points' PERFORMANCE MEASURES OF DEPARTMENTS / CENTRES

CHECKLIST	ACADEMIC YEAR	2020-2021 ✓
------------------	----------------------	--------------------

NAME OF DEPARTMENT / CENTRES	History Wing ✓
-------------------------------------	-----------------------

S. No.	Details	Levels of Performance			State X/Y/Z	Scores	
		X	Y	Z		Max	Actual
1	Plan of Academic Programs (Academic/Research/Training) offered	Annual/Occasional	Semester, Non- CBCS	Semester, CBCS	Z	10	10
2	No. Programs offered during the year (BE, ME, MA, MSc, MBA, M.Com, M.Phil, Ph.D, D.Litt/DSc, Dip. PG Dip/ Innovative Programs / etc.	1-2	3	4 or more	Z	30	30
3	No. of Programs newly introduced or Revised within last 3 years	1	2	3 or more	Z	10	10
4	Degree of ICT/Web-enabled and other modern Pedagogy followed (PPT/Online/ Interactive, A-V aid, etc.)	40%	41-60%	61% or more	Z	20	20
5	No. of Courses/Subjects offered in all programs during the year (all semesters/trimesters, put together)	Upto 20	21-40	41 or more	Z	30	30
6	No. of hours of Refresher/Remedial/Bridge/Special coaching given to students per class on an average during the year	20-40 hours / 4 - 8 days	41-80 hours/ 8-16 days	81 hours or more / >16 days	Z	20	20
7	No. of types of Feedback and analysis done – (Student/ Employer/Parent/Teacher/ Alumni/ Others)	1-2	3-4	5 or more	Z	10	10
8	No. of Meetings held with Students/ Employer/ Parent-Teacher/Alumni on Curriculum/Counseling (not less than 20% attendance or 30 attendees, whichever is lower)	1-2	3-4	5 or more	Y	10	6
9	No. of Years since Establishment	Upto 10	11 -20	21 or more	Z	10	10
Sub-total for Curriculum						150	146

10	Demand Ratio during the year (Applications Received / Seats filled)	Big Cities with 7.5 lakhs population or more	Upto 3	3 - 5	Above 5	X	10	10
		Other Places	Upto 2	2 - 3	Above 3	Y		
11	Percent of First Generation/Women/OBC/SC/ST classes of students (without double count)		Upto 50%	51-75%	76 % or more	X	20	7
12	No. of Professional Membership per faculty member in the Dept./College/Centre		1- 2	3-4	5 or more	Z	10	10
13	% of Faculty with at least one National/Regional/ International awards		Upto 30%	31-60%	61 % or more	-	10	-
14	% Faculty with Overseas Service/Foreign visit		Upto 30%	31-60%	61 % or more	-	10	-
15	% Teachers presenting papers in overseas workshops, seminars, etc. during the year		Upto 30%	31-60%	61 % or more	Y	15	10
16	% Teachers presenting papers in India in International/ National / Regional Seminars, Conferences, etc. during the year		Upto 60%	61-80%	81 % or more	Y	15	10
17	% of Courses for which feedback given to students within 10 days of Continuous Internal Assessment		51-70%	71-85%	86% or more	Z	20	20

18	Opportunity for Improvement / Facility for Extra credit earning/Revaluation/Double valuation/ Xerox copy of answer script, etc	Any 2	Any 3-4	Any 5 or more	Z	20	20
19	No. of Academic Competitions/ Field visits/ Study Tours/Industry/ etc. held in the year	1- 3	4-6	7 or more	X	20	7
20	Average Per cent of Students participating in the Events in the above listed Events	Upto 60%	61-80%	81 % or More	Y	20	15
21	Student Pass Percent during the year	Upto 60%	61-80%	81 % or more	Z	20	20
22	No. of Students or Percent of Students Clearing NET/ SLET/ GMAT/ TOEFL/ UGC Rajiv Gandhi Fellowship/ Your University Pre-Ph.D Entrance Exam, if All-India type/ Etc.	Upto 5 or 10%	6-10 or 11-15%	11 or more OR over 15%	X	10	3
Sub-total for TLE						200	132

23	No. of Overseas Research Seminar/ Conference Paper Presentations by faculty members in the year	2-4	5-6	7 or more	X	10	3
24	No. of National/International (in India) Research Paper Presentations in the year	Upto 20	21-40	41 or more	Y	10	6
25	No. of International Publications during the year (Anything exceeding 30 papers may be considered as equal to National publications @ 1 for 3, and credited in the Item below, if need be.)	Upto 10	11-20	21 -30	Y	50	35
	Aggregate of Impact factors of Publications by faculty members during the year (Impact factor aggregate exceeding 30 may be considered as equal to National publications @ 1 for 3, and credited in the Item below, if need be.)						
26	No. of National Publications during the year (Excess of 60 may be considered as equal to International publications @ 3 for 1 and credited in the Item above, if need be.)	Upto 20	21-40	41 -60	Y	50	32
27	Total Value (Rs. Lakhs) of ICT/ Laboratory/ other Equipment items/ Installation in the Dept./Centre.	Upto 90	91- 150	151 or more	-	15	-
		Upto 60	61-90	91 or more			
		Upto 10	11-30	31 or more			
		Upto 5	6 to 10	Above 11			
28	No. of Minor Projects under execution during the year (Overdue projects excluded)	1-2	2-4	5 or more	-	10	-
29	No. of Major Projects under execution during the year (Overdue projects excluded)	1-2	2-4	5 or more	-	10	-
30	Value of All Projects under execution (Rs. Lakhs)	Upto 75	71- 150	151 or more	-	15	-
		Upto 20	21- 30	31 or more			
31	No. of Collaborations with Overseas/National/ Regional/Local institutions for Research	Upto 2	3-4	5 or more	-	10	-
		1	2	3 or more	-		-
32	Value of Consultancy Revenue Generated (Rs. Lakhs)	Upto 5	6- 10	11 or more	-	20	-
33	Score for Ph.D/M.Phil awarded (1 Ph.D = 15 and 1M.Phil =5) during the year	Upto 80	81-120	Above 120	Y	20	15
34	No. of Patents held / Registered	1-2	3-4	5 or more	-	10	-
35	Department level Cells/Clubs/Circles for social/ cultural/public/consumer/literary causes	Upto 3	4-5	6 or more	Y	10	7
36	% of student participation in Village Adoption, Village stay and similar programs	Upto 60	61-90	91 or more	Y	10	7

		Sub-total for RCE				250	105
37	Per faculty Room space (Air-conditioned/Mosaic or Tiled surface full points/ Otherwise only 80% of respective level maximum score)	Upto 100 sq.ft	101 to 200 sq.ft	Above 200 sq.ft	Z	10	10
38	Ladies Rest room/Dining Hall/Visitors Hall/ Attached toilet/ Staff Recreation room/ UPS arrangement, etc	Any 3	Any 4-5	6 or more	Z	15	15
39	Class Room Furniture	3 or more sharing	Double sharing	Individual type	Z	5	5
40	Last 3 year addition to stock of Books per student in the Department	Upto 10	11-19	20 or more	Z	20	20
41	Ratio of ICT equipment to Students: [No. of Computers (P 3 or later versions only) + No. of Laptops + (No. of LCDs x 3)] ÷ [No. of Students and Scholars]	3 or more	2 to 3	2 or less	Z	15	15
42	Wifi Campus/Net Connectivity/Video-Conference suit/ Smart class rooms/ e-Administration/Exclusive Computer lab with No. of systems equal to at least 25% of the No. of students/Each faculty member with Computer/ laptop provision	Any 2	Any 3-4	Any 5 or more	Z	15	15
43	Maintenance of Campus facilities (Average No. of Days taken to rectify any related problem)	10 or more	4 to 9	3 or less	Z	20	20
					Sub-total for ILR	100	100
44	No. of students who won National/State Level Sports Awards during the year	1-3	4-6	7 or more	X	15	5
45	No. of students who have won University/ Inter-departmental cultural / Sports awards during the year	5-10	11-20	21 or more	X	15	5
46	% of Eligible Students' Progression (Placed /Enrolled for Higher Education) during the year	30-50%	51-75%	76% or more	Z	30	30
47	Drop out percent	2% or more	1-2%	Less than 1%	Z	20	20
48	Hours of Mentoring/ Yoga/ Motivational/ Extra-curricular /Co-curricular/ Outreach exposure per student in the year (Actual scheduled hours)	Upto 30 hours	31 to 60 hours	61 hours or more	Y	20	15
					Sub-total for SSP	100	95
49	No. of Activities/Meetings under the aegis of Department Committees like Research Committee, Mentoring, Sports, Ambience, Cultural, Communication, Clubs, etc.	10 or less	11-15	16 or more	Z	20	20
50	No. of Days of Faculty Empowerment Programs organized	5 days or less	6-10 days	11 or more	Z	20	20
51	% of Junior faculty participated in Faculty Empowerment Programs (not less than 5 days duration) and % of faculty members involved in providing training within or outside the Institution (not less than 5 such instances)	30%	31-60%	61% more	Z	10	10
52	Funded under SAP/FIST/PURSE, etc	Any 1	Any 2	Any 3 or more	-	20	-
53	No. of Quality initiatives taken in the Department like Coaching for Weak students (30 hours or more), Encouragement for Bright students (at least 10% of students) , Student Library system, Student subscription to newspapers (at least 80 of students) , Department Quality Circle, Annual Academic Audit, etc)	Any 4	4-6	7 or more	Z	30	30
					Sub-total for GLM	100	80

54	Litter free campus/class room, protected gardening, annual tree-planting, quarterly weeding/ bush-clearing/tree-trimming, tobacco free/ plastic-free campus, at least 80% student participation in one or more of these, etc.	Any 4	5-6	7 or more	Z	30	30
55	Alternative learning exercises (Tracking of Particular Issue/ Development/ Stock/Market/R&D by students), Learning by doing by at least 25% of students, Mix of Variety in any Conference/ Seminar program (with Cultural or Quiz Competition/ Case or Debate by students / Public service) apart the core event, Individualized Courses, Gender audit, Happiness Audit, etc)- Please list.	Any 4	5-6	7 or more	Z	30	30
56	Own Corpus for research projects, Earn while you learn, Department level Cells and clubs not less than 5 for addressing various needs of students/staff/society, Department level Celebrations of at least 5 National/ International Days/Functions, Daily athletic/field & track practices by at least 10% of students, Department level Calendar of events, Text book owning by every student for at least 80% of courses, Remedial learning for about 30 hours, Superior learning opportunities for about 20% of learners, An average of at least one Project per faculty in the Department, Reward for scholarly publication of not less than 5% one's salary, etc.	Any 6	7-8	9 or more	Z	40	40
Sub-total for IBP						100	100
Total						1000	758

A. Incentive Score Increment for Young Departments (up to 5 years old only) / for Departments with Additional Executive Responsibilities Held (Not Additive with lean staff)


Years Old	1	2	3	4	5
No. of Addl. Responsibilities, Including Headship	9 or more	7 or 8	5 or 6	3 or 4	1 or 2
Incentive Score (% of Maximum Score)					

B. Lean Staff (3 or less) Department Incentive Adjustment (Not Additive with Young Dept.)

Adjusted Score = 20 percent of Maximum Score.

Actual Score	% of Incentive, if any, applicable	Young Dept.	Total Incentive Score	Final Score
		Addl. Responsibility		
758	10		10	768

Signature of the Head of the Department / Centre:


Director


Registrar

ANNAMALAI UNIVERSITY, ANNAMALAINAGAR

(Accredited with 'A' Grade by NAAC)

'1000 Points' PERFORMANCE MEASURES OF DEPARTMENTS / CENTRES

CHECKLIST	Academic year	2020~ 2021 ✓
NAME OF DEPARTMENT / CENTRE		PHYSICS WING, D.D.E. ✓

Sl. No	DETAILS	PERFORMANCE LEVEL			State X/Y/Z	SCORES	
		X	Y	Z		Max	Actual
1	Plan of Academic Programs (Academic / Research / Training) offered	Annual/Occasional	Semester, non-CBCS	Semester, CBCS	X	10	3
2	No of Programs offered during the year (BE, ME, MA, MSc, MBA, MCom, MPhil, PhD, DLitt / DSc, Dip, PG Dip / Innovative Programs, etc.	1 to 2	3	4 or more	X	30	10
3	No of Programs newly introduced or Revised within last 3 years	1	2	3 or more	~	10	
4	Degree of ICT/Web-enabled and other modern Pedagogy followed (PPT / Online / Interactive, A-V aid, etc.)	40%	41 to 60%	60% or more	X	20	7
5	No of Courses/Subjects offered in all programs during the year (all semesters / trimesters, put together)	upto 20	21 to 40	41 or more	X	30	10
6	No of hours of Refresher / Remedial / Bridge / Special coaching given to students per class on an average during the year	20-40 hr / 4-8 days	41-80 hr / 8-16 days	81 hr or more / 15 days	~	20	
7	No of types of Feedback and analysis done (Student / Employer / Parent / Teacher / Alumni / Other)	1 to 2	3 to 4	5 or more	X	10	3
8	No of Meetings held with Students / Employer / Parent-Teacher / Alumni on Curriculum / Counseling (not less than 20% attendance or 30 attendees, whichever is lower)	1 to 2	3 to 4	5 or more	~	10	
9	No of Years since Establishment	upto 10	11 to 20	21 or more	Z	10	10
Sub-total for CURRICULUM :						150	43

10	Demand Ratio during the year (Applications Recd / Seats filled)	Big cities with 7.5 lakhs population or more	upto 3	3 to 5	5 or more	~	10	
		Other places	upto 2	2 to 3	3 or more	~		
11	Percent of First Generation / Women / OBC / SC / ST classes of students (without double count)		upto 50%	51 to 75%	76% or more	~	20	
12	No of Professional Membership per faculty member in the Department / College / Centre		1 to 2	3 to 4	5 or more	~	10	
13	% of Faculty with at least one National / Regional / International awards		upto 30%	31 to 60%	61% or more	~	10	
14	% of Faculty with Overseas Service / Foreign visits		upto 30%	31 to 60%	61% or more	~	10	
15	% of Teachers presenting papers in overseas Workshops, Seminars, etc., during the year		upto 30%	31 to 60%	61% or more	~	15	
16	% of Teachers presenting papers in India in International / National / Regional Seminars, Conferences, etc., during the year		upto 60%	61 to 80%	81% or more	Z	15	15
17	% of Courses for which feedback given to students within 10 days of Continuous Internal Assessment		51% to 70%	71 to 85%	86% or more	~	20	
18	Opportunity for Improvement / Faculty for Extra Credit Earning / Revaluation / Double valuation / Xerox copy of answer script, etc.		Any 2	Any 3 to 4	Any 5 or more	X	20	7
19	No of Academic Competitions / Field visits / Study Tours / Industry, etc., held in the year		1 to 3	4 to 6	7 or more	~	20	
20	Average percent of Students participating in the Events in the above listed Events		upto 60%	61 to 80%	81% or more	~	20	
21	Student Pass Percentage during the year		upto 60%	61 to 80%	81% or more	X	20	7
22	No of Students or Percentage of Students Clearing NET / SLET / GMAT / TOEFL / UGC Rajiv Gandhi Fellowship / Your University Pre-PhD Entrance Exam, if All-India type, etc.		5% to 10%	6-10% or 11-15%	11% or more or over 15%	~	10	
Sub-total for TLE :							200	29

23	№ of Overseas Research Seminar / Conference Paper Presentations by faculty members in the year		2 to 4	5 to 6	7 or more	~	10		
24	№ of National / International (in India) Research Paper Presentations in the year		upto 20	21 to 40	41 or more	Z	10	10	
25	№ of International Publications during the year (Anything exceeding 30 papers may be considered as equal to National publications @ 1 for 3, and credited in the Item below, if need be)		upto 10	11 to 20	21 to 30	Z	50	50	
	Aggregate of Impact factors of Publications by faculty members during the year (impact factor aggregate exceeding 30 may be considered as equal to National publications @ 3 for 1, and credited in the Item below of need be)								
26	№ of National Publications during the year (Excess of 60 may be considered as equal to International publications @ 3 for 1, and credited in the Item below of need be)		upto 20	21 to 40	41 to 60	X	50	17	
27	Total value (Rs.Lakhs) of ICT / Laboratory / other Equipment items / Installation in the Department / Centre	Faculty of Engineering / Science	Big Cities	upto 90	91 to 150	151 or more	Z	15	15
			Others	upto 60	61 to 90	91 or more			
		Other Faculty	Big Cities	upto 10	11 to 30	31 or more			
			Others	upto 5	6 to 10	11 or more			
28	№ of MINOR Projects under execution during the year (overdue projects excluded)		1 to 2	3 to 4	5 or more	~	10		
29	№ of MAJOR Projects under execution during the year (overdue projects excluded)		1 to 2	3 to 4	5 or more	~	10		
30	Value of All Projects under execution (Rs. Lakhs)		Faculty of Science	upto 75	76 to 150	151 or more	~	15	
			Other Faculties	upto 20	21 to 30	31 or more			
31	№ of collaborations with Overseas / National / Regional / Local institutions for Research		Faculty of Science	upto 2	3 to 4	5 or more	~	10	
			Other Faculties	1	2	3 or more			
32	Value of Consultancy Revenue Generated (Rs. Lakhs)		upto 5	6 to 10	11 or more	~	20		
33	Score for Ph.D. / M.Phil. awarded (1 Ph.D.=15 and 1 M.Phil.=5) during the year		upto 80	81 to 120	121 or more	X	20	7	
34	№ of Patents held / Registered		1 to 2	3 to 4	5 or more	~	10		
35	Department level Cells / Clubs / Circles for social / Cultural / Public / Consumer / Literary causes		upto 3	4 to 5	6 or more	X	10	3	
36	% of student participation in Village Adoption, Village stay and similar programs		upto 60	61 to 90	91 or more	~	10		
Sub-total for RCE :							250	102	

37	Per faculty room space (Air-conditioned / Mosaic or Tiled surface full points / Otherwise only 80% of respective level maximum score)		upto 100 ft ²	101 to 200 ft ²	201 or more	X	10	3
38	Ladies Rest Room / Dining Hall / Visitors Hall / Attached toilet / Staff Recreation room / UPS arrangement, etc.		Any 3	Any 4 to 5	6 or more	Y	15	10
39	Classroom furniture sharing		3 or more	Double sharing	Individual type	X	5	2
40	Last 3 year addition to stock of Books per student in the Department		upto 10	11 to 19	20 or more	X	20	7
41	Ratio of ICT equipment to Students: [№ of Computers (P3 or late versions only) + № of Laptops + № of LCDs ×3] + [№ of Students and Scholars]		3 or more	2 to 3	2 or less	~	15	
42	Wi-fi / Campus Net connectivity / Video-Conference suit / Smart classrooms / e-Administration / Exclusive Computer lab with № of systems equal to at least 25% of the № of students / Each faculty member with Computer / Laptop provision		Any 2	Any 3 to 4	Any 5 or more	X	15	5
43	Maintenance of Campus facilities (Average № of Days taken to rectify any related problem)		10 or more	4 to 9	3 or less	Z	20	20
Sub-total for ILR :							100	47

44	No of students who won National / State level Sports awards during the year	1 to 3	4 to 6	7 or more	~	15	
45	No of students who have won University / Inter-departmental cultural / Sports awards during the year.	5 to 10	11 to 20	21 or more	~	15	
46	% of Eligible Students' Progression (Placed / Enrolled for Higher Education) during the year	30 to 50%	51 to 75%	76% or more	~	30	
47	Dropout percent	2% or more	1 to 2%	Less than 1%	~	20	
48	Hours of Mentoring / Yoga / Motivational / Extra-curricular / Co-curricular / Out-reach exposure per student in the year (Actual scheduled hours)	upto 30 hours	31 to 30 hours	61 hr or more	~	20	
Sub-total for SSP :						100	

49	No of Activities / Meetings under the aegis of Department Committees like Research Committee, Mentoring, Sports, Ambience, Cultural, Communication, Clubs, etc.	10 or less	11 to 15	16 or more	~	20	
50	No of Days of Faculty Empowerment Programs organized	5 days or less	6 to 10 days	11 or more	~	20	
51	% of junior faculty participated in Faculty Empowerment Programs (not less than 5 days duration) and % of faculty members involved in providing training within or outside the Institution (not less than 5 such instances)	30%	31 to 60%	61% more	~	10	
52	Funded under SAP/FIST/PURSE, etc.	Any 1	Any 2	Any 3 or more	~	20	
53	No of Quality initiatives taken in the Department like Coaching for Weak students (30 hours or more), Encouragement for bright students (at least 10% of students), Student Library System, Students' subscription to newspapers (at least 80% of the students) Department Quality Circle, Annual Academic Audit, etc.	Any 4	4 to 6	7 or more	~	30	
Sub-total for GLM :						100	

54	Litter free campus / class room, protected gardening, annual tree-planting, quarterly weeding / bush-clearing / tree-trimming, tobacco-free / plastic-free campus, at least 80% student participation in one or more of these, etc.	Any 4	5 to 6	7 or more	Y	30	10
55	Alternative learning exercises (Tracking of Particular Issue / Development / Stock / Market / R&D by students), learning-by-doing by at least 25% of students, Mix of Variety in any Conference / Seminar program (with cultural or Quiz Competition / Case or Debate by students / Public service) apart the core event, Individualized Courses, Gender audit, Happiness Audit, etc) - Please list.	Any 4	5 to 6	7 or more	~	30	
56	Own Corpus for research projects, Earn while you learn, Department level Cells and clubs not less than 5 for addressing various needs of students / staff / society, Department level celebration of at least 5 National / International Days / Functions, Daily athletic / field & track practices by at least 10% of students, Department level Calendar of events, Text book owning by every student for at least 80% of courses, Remedial learning for about 30 hours, Superior learning opportunities for about 20% of learners, An average of at least one Project per faculty in the Department, Reward for scholarly publication of not less than 5% of one's salary, etc.	Any 6	7 to 8	9 or more	~	40	
Sub-total for IBP :						100	10
Total :						1000	231

A. Incentive Score Increment for Young Departments (up to 5 years old only) / for Departments with Additional Executive Responsibilities Held (Not Additive with lean staff)

Years old	1	2	3	4	5
No of Additional Responsibilities, including Headship	9 or more	7 or 8	5 or 6	3 or 4	1 or 2
Incentive score (% of Maximum Score)	25%	18%	12%	7%	3%

B. Lean Staff (3 or less) Department Incentive Adjustment (Not Additive with Young Department)

Adjusted Score = 20 percent of Maximum Score.								
Actual Score	231	% of incentive, if any, applicable	Young Departments	~	Total Incentive Score	~	Final Score	231
			Additional Responsibility	~				

S. Balanvali
Signature of the Head of the Department / Centre:

Q. Lingam
Director

K. S. Murthy
Registrar